


## Hearths

Available in a range of sizes and finishes to suit your space.

**Tiles available in**



**Slab available in**




**Tiled Corner Hearth**  
MXTHCNRBLK2/GRY/WGB  
1.2x1.2 x 0.02m  
Available in Gloss Black, Matt Grey




**Tiled Insert Hearth**  
MXTHINSBLK/GRY  
1.2 x 0.6 x 0.056m  
Available in Gloss Black or Matt Grey



**Tiled Hearth**  
MXTH12BLK2/GRY/WGB  
1x1m | 1.2x1.2 x 0.02m




**Full Slab Hearth with Chamfered Edge**  
MXFSH12DBLK / MXFSHCNRBLK  
1.2x1.2 x 0.02m  
Available in Gloss Black composite stone, Also available in a corner hearth



**Tiled Square Hearth**  
MXTHSQ12BLK/GRY  
1.2 x 1.2 x .04m  
Available in Gloss Black or Matt Grey tile

## Child Guards & Firescreens

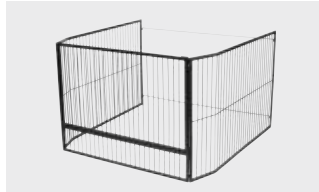
Make your home Maxiheat safe with our stylish guards & firescreens.



**Maxiheat Corner Child Guard**  
MXOFGTCNR / MXMCGCNR  
Available in bars or mesh



**Maxiheat Insert Child Guard**  
MXMXGINB  
Large 125W x 30D x 80H cm  
Available in mesh



**Maxiheat Freestanding Child Guard**  
MXOFGT110/125 / MXMCG110/125  
Available in bars or mesh




**Maxiheat 3 Panel Curved Firescreen**  
MXFS6575Z



**Maxiheat 3 Panel Heavy Duty Firescreen**  
MXFS6348



**Maxiheat 3 Panel Firescreen with Chrome Trim**  
MXFP3NP




**Maxiheat 4 Panel Firescreen**  
MXFS4B

## Log Holders



**Wood Ring with Ashpan**  
MXWOODRINGL



**2 Tier Holder/ Tool Rack**  
BG0FF99BL




**Maxiheat Log Holder**  
MXOFNIWR1



**Maxiheat Curved Log Holder**  
MXFD105B



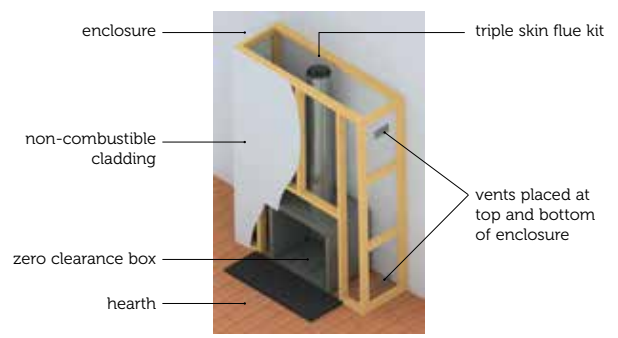
**Maxiheat 3 Piece Wrought Iron Toolset**  
MXFTS3BLK



**Maxiheat 4 Piece Toolset**  
FTS020B

# Zero Clearance Installation


Refer to instruction manual or website ([www.maxiheatwoodheaters.com.au](http://www.maxiheatwoodheaters.com.au)) for additional information, including minimum clearances and hearth specifications.



## Heater Clearance Dimensions

With all freestanding and inbuilt heaters, it is imperative to use a non-combustible hearth to protect your flooring and its surrounding area.

Refer to the product installation manual for final specifications.



	Model	Flue Kit	Clearances (mm)			*Hearth Min. Dimensions (mm)		Rear to Flue Centre (mm)	**Recommended Maxiheat Hearth	
			Rear Wall	Side Wall	Corner	Hearth Front	Width			Depth
			A	B	C	D	E	F	G	
FREESTANDING	Gen II	Maxiheat Decromesh Flue Kit with inner shield (MXFKDEC3K - additional MXRSISS2)	130	350	55	Ped: 545 Legs: 600	910	1100	158	MXTH12GRY/BLK2
		Maxiheat Standard Default Stainless Flue Kit with double shields (MXFKT3K)	50	375	205	Ped: 545 Legs: 600	910	1100	158	MXTH12GRY/BLK2
	Modena	Maxiheat Standard Metallic Black Flue Kit (MXFKT3MB)	250	425	275	300	800	900	224	MXTH12GRY2/BLK2
		Maxiheat Standard Metallic Black Flue Kit with double shields (MXFKT3MB)	75	400	100					
	Geo	Maxiheat Standard Metallic Black Flue Kit with double shields (MXFKT3MB)	250	350	150	400	1220	1220	177	MXTHSQ12BLK/GRY
		Maxiheat Decromesh Metallic Black Flue Kit with inner and outer shields (MXFKDEC3MB - MXRSISS2 - MXRSOB2)	200							
	Prime 150	Maxiheat Standard Metallic Black Flue Kit with double shields (MXFKT3MB)	350	700	475	385	830	870	151	MXTH12GRY2/BLK2
		Maxiheat Decromesh Metallic Black Flue Kit with inner shield (MXFKDEC3MB - MXRSISS2)								
	Prime 200C	Maxiheat Standard Metallic Black Flue Kit with double shields (MXFKT3MB)	150	500	125	300	873	780	181	MXTH1GRY/BLK2
		Maxiheat Decromesh Metallic Black Flue Kit (MXFKDEC3MB)								
		Maxiheat Non-Perforated Flue Kit with inner shield (MXFK3D3MB)								

\*Minimum Hearth Dimensions: These are minimum measurements required to meet the Australian Standard AS/NZS2918 (Note: will not cover floor from rear of heater to wall)  
\*\*Recommended Hearth: Recommended hearth to ensure all requirements are met including covering the floor for rear of heater to wall.

## Specifications

NOMAD INSERT	Bottom of heater fascia above floor	Maxiheat Insert Hearth	Masonry (Brick) Hearth	Floor Protector		
		600D x 1045W x 56H	450D x 1045W x 110H	500D x 1045W x 30H	500D x 1045W x 15H	350D x 1045W x 5H
	50mm	✓		✓		
	110mm	✓	✓	✓		
	200mm	✓	✓	✓	✓	
	250mm	✓	✓	✓	✓	✓

NB. Depth refers to distance out from the wall

Mantle Clearances  
1275  
915  
Rear of fascia to flue centre 301mm

**Your MaxiHeat Dealer:**



# Wood Heater Collection



## Nomad Insert

MXNOIN19MB - Size: Fascia: 675H x 815W mm | Cabinet: 599H x 645W x 449D mm | Zero Clearance Box: 817H x 838W x 578D

Coverage	up to 280m <sup>2</sup>
Peak Heat Output	13.0kW
Burn Time	up to 7 hours
Construction	6mm lined with firebricks
Baffle	8mm steel
Warranty	10 Year Firebox
Colour	Charcoal
Fan	3 Speed

**BurnWise** An initiative of the Australian Home Heating Association

EFFICIENCY	This model	66%
	Australian Standard	>60%
PARTICLE EMISSIONS	This model	0.95g/kg
	Australian Standard	<1.5g/kg



## Geo

GE018MB - Size: 722H x 960W x 496D mm

Landscape designed heater perfect for heating medium sized spaces. Features an extra large glass door to ensure everyone enjoys the ambiance and heat of the fire.

Coverage	up to 250m <sup>2</sup>
Peak Heat Output	14.3kW
Burn Time	up to 7 hours
Construction	5mm lined with firebricks
Baffle	25mm Thick Hi-Tech Refractory
Warranty	10 Year Firebox
Colour	Metallic Black

**BurnWise** An initiative of the Australian Home Heating Association

EFFICIENCY	This model	63%
	Australian Standard	>60%
PARTICLE EMISSIONS	This model	0.5g/kg
	Australian Standard	<1.5g/kg



## PRIME 150

MXPRM150 - Size: 649H x 548W x 595D mm

This radiant designed heater simply radiates heat to the surrounding objects, perfect for open spaces.

Coverage	up to 150m <sup>2</sup>
Peak Heat Output	16.5kW
Burn Time	up to 6 hours
Construction	6mm lined with firebricks
Baffle	8mm steel
Warranty	5 Year Firebox
Colour	Metallic Black

**BurnWise** An initiative of the Australian Home Heating Association

EFFICIENCY	This model	64%
	Australian Standard	>60%
PARTICLE EMISSIONS	This model	0.90g/kg
	Australian Standard	<1.5g/kg



## Gen II

MXGEN2MBKITL - Size: 653H x 628W x 478D mm

Coverage	up to 200m <sup>2</sup>
Peak Heat Output	11.4kW
Burn Time	up to 8 hours
Construction	6mm
Baffle	6mm thick steel
Warranty	10 Year Firebox
Colour	Charcoal

Gen II also available on pedestal stand (below) MXGEN2MBKITL



**BurnWise** An initiative of the Australian Home Heating Association

EFFICIENCY	This model	63%
	Australian Standard	>60%
PARTICLE EMISSIONS	This model	1.0g/kg
	Australian Standard	<1.5g/kg



## Modena

MXMOD20MB - Size: 1102H x 608W x 449D mm

A stunning centrepiece for your living space with this European inspired design heater.

Coverage	up to 180m <sup>2</sup>
Peak Heat Output	10.3kW
Burn Time	up to 6 hours
Construction	5mm lined with Hi-Tech Refractory
Baffle	25mm Thick Hi-Tech Refractory
Warranty	10 Year Firebox
Colour	Metallic Black

**BurnWise** An initiative of the Australian Home Heating Association

EFFICIENCY	This model	73%
	Australian Standard	>60%
PARTICLE EMISSIONS	This model	1.1g/kg
	Australian Standard	<1.5g/kg



## PRIME 200C

MXPRM200C - Size: 720H x 587W x 495D mm

This convection style heater is perfect for heating small to medium sized spaces.

Coverage	up to 200m <sup>2</sup>
Peak Heat Output	11.kW
Burn Time	up to 7 hours
Construction	5mm steel
Baffle	8mm steel
Warranty	10 Year Firebox
Fan	3 speed

**BurnWise** An initiative of the Australian Home Heating Association

EFFICIENCY	This model	68%
	Australian Standard	>60%
PARTICLE EMISSIONS	This model	0.90g/kg
	Australian Standard	<1.5g/kg

